



## Detail Sheet 37

### BULL RACK INSTALLATION

SHELFORD DESIGN LTD

Unit 10 Blagdons Storage

250 Embankment Road

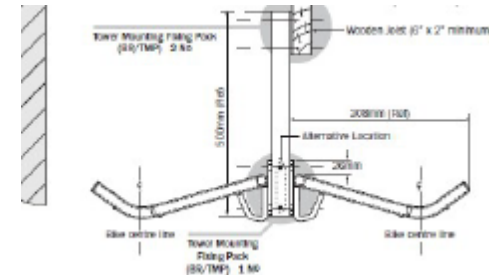
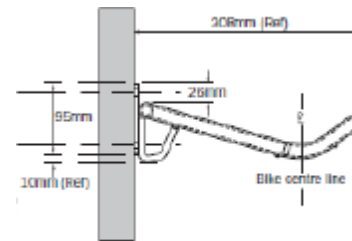
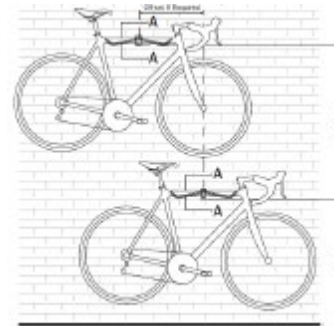
Plymouth

Devon

PL4 9JH

#### Specifications

1. One piece MIG welded all steel assembly. No Loose parts.
2. Black corrosion proof PLASCOAT PPA571 finish with Iron Phosphate basecoat.
3. Plastic end stops.
4. Sheathed support bars giving max protection to the cycle frame.
5. Twin support / locking loops for security locking of bike to cradle.
6. Home Office approved HAFREN Armour Ring security to fixings.
7. Selection of Fixing Packs for Masonry wall, Stud wall or Overhead (Joist Hanging) mounting.
8. Dimensions:
  - 350mm between centre lines of Bar Ends.
  - 320mm deep from mounting face to bar ends.
  - 110mm overall height.
  - Base mounting plate 45mm x 95mm x 5mm thick.
  - 2 x 9mm dia. fixing holes @ 70mm centres for 8mm bolts
  - BullRack tube is 19.05mm dia. x 1.64mm ERW steel.
  - Twin 8mm dia. solid steel support bars to underside.
  - Masonry: Code: BR/WMP consists of 2 No. x M8 shield anchors and bolts plus Hafren Armour Ring security. Refer to sheet 13A.
  - Stud Wall: Code BR/SMP consists of 2 No. M8 Coach bolts plus Hafren Armour Ring security.
  - Overhead Joist Hanger: Code: BR/TMP. Two Fixing Packs required, one to bolt Joist hanger to joist and the other to secure BullRack(s) to the lower end of the Hanger.



TUSK is a registered Trade Mark of Shelford Design Ltd. Company Reg No: 1905093 VAT Registered Number: 393261640  
S QUICK: Managing Director

Telephone support: +44 (0) 7767 484465  
Email support: sales@tuskstore.com

**General:**

The Bull Rack can be bolted to any vertical surface, Masonry, Stud wall or by a using Joist Hanger utilising the appropriate fixing pack(s), see notes above.

It provides a horizontal level tiered rack for your bike which rests across the two sheathed arms.

Security loops to the underside for cable locking are built in.

When positioning the lower rack ensure wheels are a minimum 50mm off the ground.

Additional racks position above as required remembering that the bike (20kg+) have to be lifted.

When using the Joist Hanger a maximum of 2 bikes per hanger can be stored safely as shown above.